

CORNWALL FEDERATION OF YOUNG FARMERS' CLUBS

COMPETITIONS DAY 2008

Penans Farm, Grampound, Truro

By kind permission of the Warne Family

Kindly supported by



Mole Valley
Farmers



southernvalley
AGRICULTURE



SCATS
COUNTRYSTORES

Sunday 25th May 2008

GENERAL RULES

1. AGE GROUPS

| | |
|--------------|----------------------------------|
| Junior | 16 years and under on 01/09/2007 |
| Intermediate | 21 years and under on 01/09/2007 |
| Senior | 26 years and under on 01/09/2007 |

Stockman and Young Stock Judge see separate age rule.

NB There is no under age limit

2. UNLIMITED ENTRIES for all competitions unless stated at each class number
3. Names to the County Office by Wednesday 14th May 2008.
4. Entries will be taken on the day if the classes are not filled. (Also if time allows)
5. Competitors will have ten minutes to inspect and judge each type of stock. They may judge the stock in any order.
6. Time limit for giving reasons or observations is two minutes

LIGHT REFRESHMENTS WILL BE AVAILABLE

kindly sponsored by



PROGRAMME

- 10.30 am **CLASS 1 STOCKMAN OF THE YEAR –
Members 26 years and under 01/09/07**
Procedure : Competitors will be required to Judge four rings of stock (4 Dairy Cows, 4 Beef cattle, 4 Butchers lambs) to give reasons on all stock.

Timing : Competitors will be allowed ten minutes to Judge and two minutes for giving reasons on each type of stock.
Competitors will start giving reasons at 12.00 noon.
- 10.30 a.m. **CLASS 2 YOUNG STOCK JUDGE
Members to be 16 and under on 01/09/07**
Procedure : as Class 1
- 10.30 a.m. **CLASS 3 DAIRY LINEAR**
Members to give positive reasons on four cows
Time : 2 minutes
Members to be 26 years and under 01/09/07
- 10.30 a.m. **CLASS 4 DAIRY JUDGING - INTERMEDIATE**
Members to give positive reasons on four cows
Time : 2 minutes
Members to be 21 years and under 01/09/07
- 10.30 a.m. **CLASS 5 DAIRY JUDGING - JUNIOR**
Members to give positive reasons on four cows
Time : 2 minutes
Members to be 16 years and under 01/09/07
- 12.30 p.m. **CLASS 6 BEEF JUDGING – SENIOR**
Members to give observations
Members to 26 years and under 01/09/07
- 12.30 p.m. **CLASS 7 BEEF JUDGING – INTERMEDIATE**
Members to give observations
Members to be 21 years and under 01/09/07
- 12.30 p.m. **CLASS 8 BEEF JUDGING – JUNIOR**
Members to give observations
Members to be 16 years and under 01/09/07

kindly sponsored by



- 11.00 a.m. **CLASS 9 LAMB JUDGING – SENIOR**
Members to give observations
Members to 26 years and under 01/09/07
- 11.00 a.m. **CLASS 10 LAMB JUDGING – INTERMEDIATE**
Members to give observations
Members to be 21 years and under 01/09/07
- 11.00 a.m. **CLASS 11 LAMB JUDGING – JUNIOR**
Members to give observations
Members to be 16 years and under 01/09/07
- 11.00 a.m. **CLASS 12 POINTS JUDGING – NOVICE – ANY YFC AGE**
Members to 21 years and under 01/09/07
For members who have not entered a Stock judging competition before this day.
- 11.00 a.m. **CLASS 13 VETERINARY QUESTIONNAIRE – OPEN ANY YFC AGE**
Members to 26 years and under 01/09/07
(All who are interested in the Stockman of the Year Competition are advised to enter this class)

kindly sponsored by



EFFICIENCY WITH SAFETY COMPETITION

CLASS 14

TIME 10:00 A.M.

RULES

1. REPRESENTATION

Each club may enter one team.

2. ELIGIBILITY

A team shall consist of four members. Two members of the team must be 21 years of age or under and two members must be 26 years of age or under on 01/09/2007

3. EQUIPMENT

1 Telescopic loader (with pick up hitch for towing)
1 Bale spike to fit above
6 Big square straw bales
1 Bale trailer
2 100 – 12-hp tractors
1 Disc mower conditioner
1 Big square baler

4. PROCEDURE

The team shall appoint a leader who will undertake the duties of a foreman.

TASK 1

Carry out daily checks on the telescopic loader.
Carry out a verbal risk assessment with judge on the given task. Including appropriate PPE for the task.
Attach the bale spike.
Stack safely 6 bales on the trailer for transport.
Hitch trailer onto back of telescopic.
Unhitch trailer.
Stack bales back on ground as directed.
Detach the bale spike and return spike and loader to position.

TASK 2

Carry out daily checks on the tractor and mower.
Carry out a verbal risk assessment with judge on the given task. Including appropriate PPE for the task.
Attach the mower blades or conditioner tines as directed by the judge.
Move to the field.
Prepare the mower for work in the field.
Answer questions from the judge about settings for field use and operation of the machine.
Run the machine.
Return to yard and detach mower and park tractor.

kindly sponsored by



TASK 3

Carry out daily checks on the tractor and baler.

Carry out verbal risk assessment with judge on the given task. Including appropriate PPE for the task.

Attach the baler to the tractor.

Install string as directed by the judge and feed correctly.

Prepare the baler for work in the field as directed by the judge.

Run the machine.

Return to yard and detach baler and park the tractor.

All competitors must take into account H&S at all times.

Correct personal protective equipment must be worn.

Safe start and stage stop procedures must be adhered to.

Competitors to provide their own tools. All equipment must be returned to its original place after completion of task.

FIRST-AID TASK

During the course of the practical exercise, a mock farm accident will be staged. Teams will be informed when the accident happens; the Farm Foreman must then decide how which of his team members shall deal with and the situation. It is expected that there will be by-standers who may be questioned regarding the accident. The First Aid Judge will indicate when the casualty has been satisfactorily dealt with and when the member or members may recommence work.

Knowledge of elementary First Aid is necessary, but in no case will competitors be expected to render assistance further than instructed in the Joint First Aid Manual of St. John Ambulance and The British Red Cross (available from WH Smith or other large bookshops). The Highway Code and Farm Safety Regulations must be applied at all times. If, in the opinion of the Judges, a competitor is undertaking a Task in a way likely to endanger them or others, the competitor will be stopped and the danger brought to his attention. The competitor will be expected to correct the matter and then continue with the Task.

5. TIMING

Thirty minutes will be allowed for completion of the tasks.

6. SCALE OF MARKS

| | |
|--------------|-------------------|
| Foreman | 30 |
| Teamwork | 70 |
| First Aid | 100 |
| Task 1 | 100 |
| Task 2 | 100 |
| Task 3 | <u>100</u> |
| TOTAL | <u>500</u> |

kindly sponsored by



A.T.V CHALLENGE

CLASS 15

TIME 11.00 A.M.

RULES

1. REPRESENTATION

Each Club may enter ONE team.

2. ELIGIBILITY

A team shall consist of TWO members, ONE member must be 21 years or under and ONE member must be 26 years or under 01/09/2007.

Competitors MUST wear head protection which protects head and neck, (CRASH HELMET)

3. PROCEDURE

One competitor will be required to drive an ATV through a 'set' course, negotiating various obstacles and terrain. He/she will also be required to reverse the ATV through one part of that same course. The other competitor will be required to drive forwards through the same set course and in addition hitch to a trailer, manoeuvre that trailer through various obstacles and reverse into 'set' garages. Team members will not be allowed to assist each other during the competition.

Marks will be deducted if either the ATV or trailer hits any set obstacles. The number of attempts at each obstacle will also be taken into consideration. The emphasis of the competition will be on skill, balance and safe operation of the machine.

Competitors will be advised as to the make and model of the ATV prior to the competition.

4. TIMING

The first competitor will be allowed 10 minutes to complete the course; second competitor will be allowed 15 minutes to complete the course. One mark per minute or part thereof will be deducted for over time.

5. SCALE OF MARKS

| | |
|-------------------|-------------------|
| First Competitor | 40 |
| Second Competitor | <u>60</u> |
| TOTAL | <u>100</u> |

kindly sponsored by



FENCE ERECTING

CLASS 16

TIME 11:30 A.M.

RULES

1. REPRESENTATION

Each Club may enter ONE team

2. ELIGIBILITY

A team shall consist of THREE members, one member shall be 21 years of age or under on 01/09/2007 and two members shall be 26 years of age or under on 01/09/2007.

3. PROCEDURE

- a) The team will be required to erect a straight length of approximately 16 meters of stock proof netting, to include a bridlepath wicket in the centre of the fence, a join in the netting is required at a point in the fence,(competitors own choice) a join in the barb is not required. Posts will be pointed.
- b) Competitors to supply their own materials as near to the official list as possible.
- c) Hand tools only will be allowed and the teams themselves must provide these. No powered tools or chain saws are allowed.
- d) Gate furniture not to be fitted before the start of competition.
- e) Competitors are not allowed to shorten any of the posts.
- f) water is allowed.
- g) The Judge reserves the right to inspect any strut following completion of the task.
- h) (i) All teams are required to dismantle their fence after the Presentation of Awards. Any team not complying with this ruling will be disqualified and charged accordingly.
(ii) Clearing the ground – teams are required to clear away all debris and any off-cuts of wire etc. should **not** be put down the postholes. Receptacles will be provided for this purpose. Soil will be available to make the ground good.
- i) The Judge's decision will be final.

kindly sponsored by



Clubs to supply the following fencing materials:-

- 4 X 6-8 inch posts that are no shorter than 6ft 6inch
- X struts (to match posts)
- 4 X intermediate posts 4 inch 5ft 6
- 1 X wooden wicket (approx 4 ft)
- 1 X set of gate furniture to include hinges fasteners etc (hinges to be bore through Type not bolt on)
- Medium gauge 6 inch stock netting
- Barb wire
- Nails
- Staples

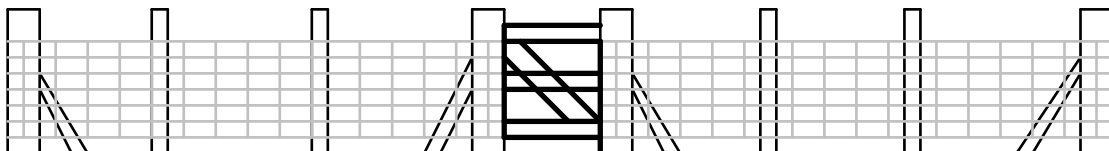
4. TIMING

1½ hours will be allowed. Time penalties – teams will be encouraged to complete the task but will lose **1 point** per minute over the allocated time.

5. SCALE OF MARKS

| | |
|--|-------------------|
| Hanging of Gate | 50 |
| Fixing end posts | 50 |
| Intermediate posts | 50 |
| Fixing wire | 50 |
| Joint in wire | 20 |
| Overall neatness of finished job (only applies if teams finish within the time limit) | <u>30</u> |
| TOTAL | <u>250</u> |

Diagram (Not to Scale)



kindly sponsored by



CLUB PROMOTION

CLASS 17

TIME 11.00 A.M.

RULES

1. REPRESENTATION

Each Club may enter ONE team.

2. ELIGIBILITY

One competitor who must be 16 years of age or under on 01/09/2007

One competitor who must be 21 years of age or under on 01/09/2007

Two competitors who must be 26 years of age or under on 01/09/2007

3. PROCEDURE

The competition takes in three areas of promotional activity:-

A3 Poster & A4 Folded Leaflet; Display Boards; Presentation

A3 Poster & A4 Folded Leaflet & Display boards – a staged exhibit. Capable of a stand-alone display to promote the club.

Presentation – the team of four are to give a presentation as if to a group of potential members, taking what form they feel is relevant to work as a recruitment drive. If electricity is required, please consult the Competitions Department at NFYFC in good time. A charge may have to be made for this service.

Timing – stage time not to exceed 15 minutes in duration. Time penalties of one mark per thirty seconds or part thereof above this time. This does not include setting and dismantling of stage.

4. SCALE OF MARKS

| | |
|----------------|-------|
| Presentation | 40 |
| Portfolio | 30 |
| Display Boards | 30 |
| | <hr/> |
| | 100 |

kindly sponsored by



CLUB EXHIBIT

THEME: "YEAR OF FOOD AND FARMING"

CLASS 18

11:00 A.M.

RULES

1. REPRESENTATION

Each Club may enter ONE team.

2. ELIGIBILITY

Teams to consist of FIVE members who must be 26 years of age or under on 01/09/2007.

3. PROCEDURE

Each Exhibit to depict the theme of "Year of Food and Farming". Each whole Exhibit to have a MAXIMUM WIDTH of 1 metre at any given point and a MAXIMUM DEPTH of 1 metre and MAXIMUM HEIGHT of 1 metre. **Any exhibit exceeding the maximum measurements will be disqualified.** Each exhibit to include the following 5 items:

- a) Floral Arrangement
- b) A vegetable animal
- c) An English fruit pie
- d) A corn dolly
- e) Photography – "A Calendar of Agricultural Seasons"

There will be three sides to the exhibit which will be judged, members to provide backing to display. The exhibits will be displayed on tressals tables. Four pictures to be included in the photography section for the four seasons. No digital enhancements.

4. SCALE OF MARKS

| | |
|--|------------|
| 5 items of different crafts (50pts each) | 250 |
| Attractiveness of Exhibit | 100 |
| Originality and Ingenuity | 100 |
| Relevance to Theme | 50 |
| Total Per Exhibit | 500 |

COOKERY & COOKERY QUESTIONNAIRE

THEME: "YEAR OF FOOD AND FARMING"

CLASS 19

11:00 A.M.

RULES

1. REPRESENTATION

Each Club may enter ONE team.

2. ELIGIBILITY

Teams to consist of three members, one must be 26 years of age or under, one must be 21 years of age or under and one must be 16 years of age or under, on 01/09/2007.

3. PROCEDURE

(a) Each team will be required to prepare four dishes to the theme of "Year of Food & Farming" to include at least one savoury and one sweet dish. Each dish will be required to serve two people. A "dish" may include more than one item that forms a total and a drink counts as one dish.

(b) Teams will be required to complete a Food Hygiene questionnaire.

Guidelines can be found at the rear of this booklet.

4. EQUIPMENT

Two gas rings, which must be provided by the Club. No other heat is allowed. Electricity is not available.

Competitors will be required to provide:

- a) All equipment other than table.
- b) All ingredients (these may be brought to the competition already weighed out and vegetables ready washed)

5. DISPLAYS

Competitors will be allowed a maximum display space of 90cm (width) by 60cm (depth) in which to display the dishes to their best advantage.

DISPLAYS WHICH EXCEED THE ABOVE DIMENSIONS WILL BE DISQUALIFIED.

kindly sponsored by



There are no limitations on the contents of the displays, although competitors must:

- I. Display a menu card
- II. Display details of recipes and costings. Recipes **must** be available throughout the practical session
- III. Display a nutrient card

Judges will place emphasis on marking displays that complement the dishes.

6. MARKS

| | |
|--|-------------------|
| Workmanship (Hygiene, Safety, Time Management, Team Work and Practical Skills) | 40 |
| Choice and variety of ingredients, value for money | 15 |
| Finished dishes and suitability | 25 |
| Overall display and interpretation of theme | 10 |
| Questionnaire | <u>10</u> |
| TOTAL | <u>100</u> |

7. TIMING

1 hour to **include** preparation and tidying of the site. Competitors will be penalised at the rate of one mark per minute or part thereof over allotted time.

Display bays may be set up **outside** the 1 hour preparation time into the allotted space - the 30 minutes before the competition commences will be available for this.

kindly sponsored by



JUNIOR ROUNDERS

CLASS 20

TIME 1.00 P.M.

RULES

1. REPRESENTATION

Each Club may enter ONE team. (Two Clubs may join together)

2. ELIGIBILITY

A squad of eleven, comprising of at least five male and five female players, all of whom must be under **17** years of age or under on 01/09/2007 from whom nine members shall be chosen to form the team for each innings, and which must include at least four male and four female players.

3. PROCEDURE

Teams will play each other:

In this tournament, matches will consist of one innings per team.

A batsman shall have ONE good ball bowled to him/her, unless he/she is the last batsman, in which case he/she will have the choice of three good balls. The bat can be held in two hands.

No-Balls

- a) A ball that is not within reach of the batsman on his/her batting side, and is higher than the top of his/her head or lower than the knees, shall be considered a no-ball.
- b) All balls must be delivered by an underarm action from within the bowling square, and must reach the batsman without bouncing.

Batsmen Out

- a) If caught, unless the ball is a no-ball.
- b) If his/her feet are over the front or back line of the batting square, during the batting action.
- c) If stumped at the post to which he/she is running by a fielder holding the ball, THE POST MUST BE STUMPED.
- d) If he/she breaks contact with the post while waiting to run, if the ball is in the bowler's hand and in the bowler's square.
- e) If he/she leaves the post before the ball has left the bowler's hand.
- f) If he/she runs inside a post

kindly sponsored by



- g) If he/she overtakes another batsman
- h) If two batters find themselves at the same post – the first to arrive is ordered onto the next post by the umpire. That player is only out if the fielding team put them out on the way to the post.
- i) A batter who deliberately drops or throws a bat shall be out.
- j) **Side Out** – if there is no batsman waiting to bat and the ball is returned to the batting square before the batsman has reached the last post.

A ball hit, and landing, behind the baseline will permit the batter to run to the first post only until the ball returns over the baseline. Completion of the track scores one rounder.

4. SCORING

- a) ONE ROUNDER is scored if a player completes the track before another ball is bowled
- b) HALF A ROUNDER is scored if:
 - a rounder is completed without the ball being hit
 - two consecutive no-balls are bowled
 - a fielder obstructs a batter
 - reaching 2nd post provided that batsman is not out before the next ball is bowled

NOTE: HALF A ROUNDER may be awarded to the fielding team if,
- the batting team obstruct the fielders whilst they are waiting to bat

In all cases, the umpire's decision is final.

kindly sponsored by



NATIONAL COOKERY GUIDELINES

CLASS 19

11:00 A.M.

Guidelines for Cookery Competition

IN ADVANCE OF THE COMPETITION

- read the rules very carefully and highlight the important sections
- consider the theme and restrictions imposed
- when reading recipe books, don't ignore recipes which use an oven as these may be adapted to top-heat cookery. Recipes needing chilling may be done in a cool bag or on a bed of crushed ice
- select a simple recipe which shows a number of simple skills which you can ensure will work, rather than something complicated which can very easily go wrong
- practice 2 or 3 times to work out utensils needed and to plan your work time (aim to have 5 minutes spare)

AT THE COMPETITION

Preparation

- lay out your utensils and ingredients in a logical manner
- appear tidily dressed in a clean white coat, skirt/collar and tie, clean shoes etc. – Remember, first impressions count; clean and tidy competitor = clean and tidy cook
- when finished with utensils/ingredients, either put in a box under your table or bin (any large amounts of spare ingredients/mixture should be stored in plastic pots for “further use”)
- prepare as much as possible on site although wash and weigh ingredients at home if practical

Hygiene

- before laying out your table and at completion of competition, ensure that you wipe down the table etc.
- have plenty of clean, hot washing up water (bring in thermos flask if necessary) and a cloth
- ensure that you have a bin (a plastic carrier bag pinned to the table is a good idea as the Judge cannot see what you put in it!)
- wipe down chopping boards, knives etc. between each task
- keep a plate or similar next to your gas ring on which to place any knives, spoons etc

kindly sponsored by



Interpretation of Theme

- think carefully about the theme and your display. If the theme is “Modern British Foods”, all the ingredients and any items on the display, i.e. wine, should be British, and the display should have a modern feel to it

Presentation of Dish

- take care in your garnish as you can use this opportunity to show off several skills, but don't over garnish

Overall Dish

- keep displays simple, i.e. cloth, flowers and menu cards
- try experimenting with heights to add interest
- ensure that cloths are not creased. Roll the cloth on a drainpipe or tube made from old newspaper, or covered wooden board slightly smaller than maximum space
- ensure that you keep within any size limitation and take your own tape measure

Use of Time

- plan time beforehand to allow yourself maximum use, i.e. 55 minutes out of 1 hour
- allow time to chat to the judge
- think of how to use up your spare time while waiting for the main dish to cook/chill, i.e. side salad and dressing, frosted fruits etc.
- if you have a problem/accident, tell the Judge or Steward and they will take this into account and allow you extra time if necessary

GENERAL

- **SMILE** – and enjoy yourself!

kindly sponsored by



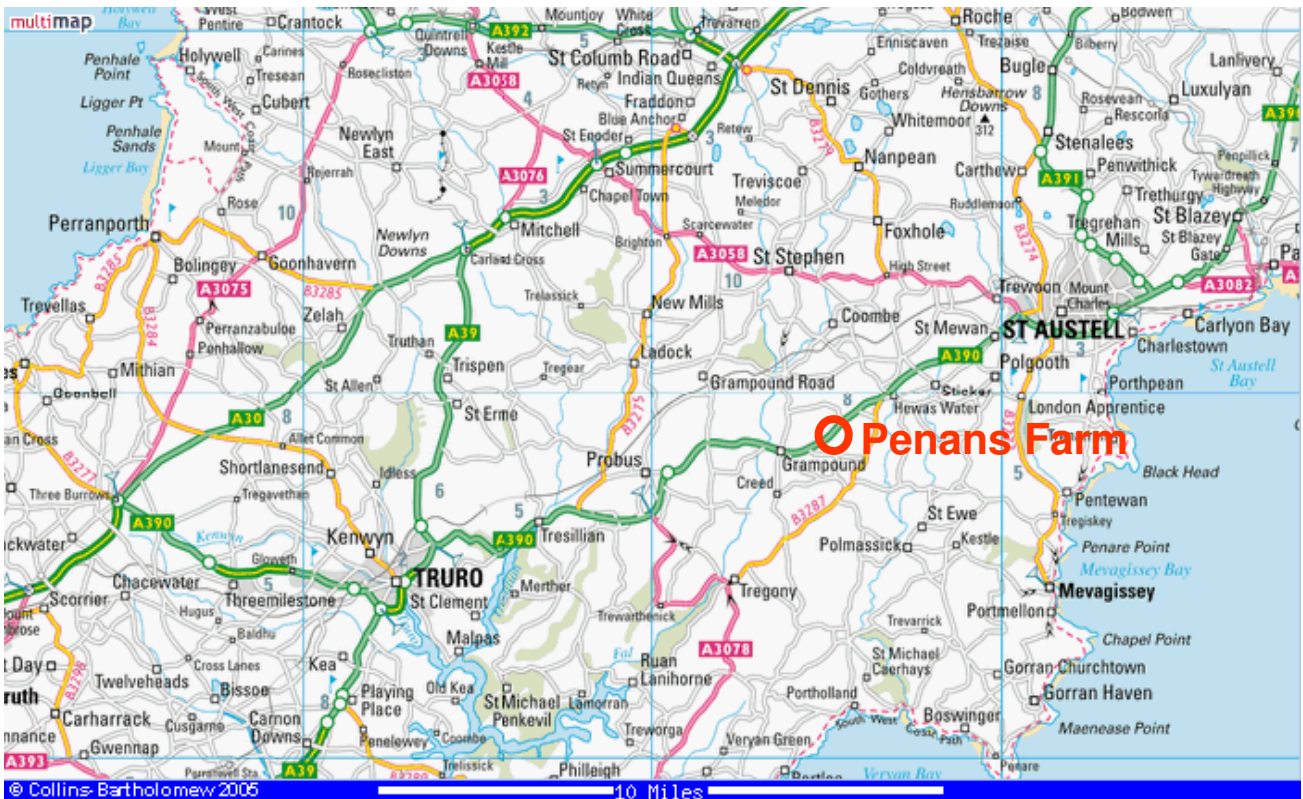
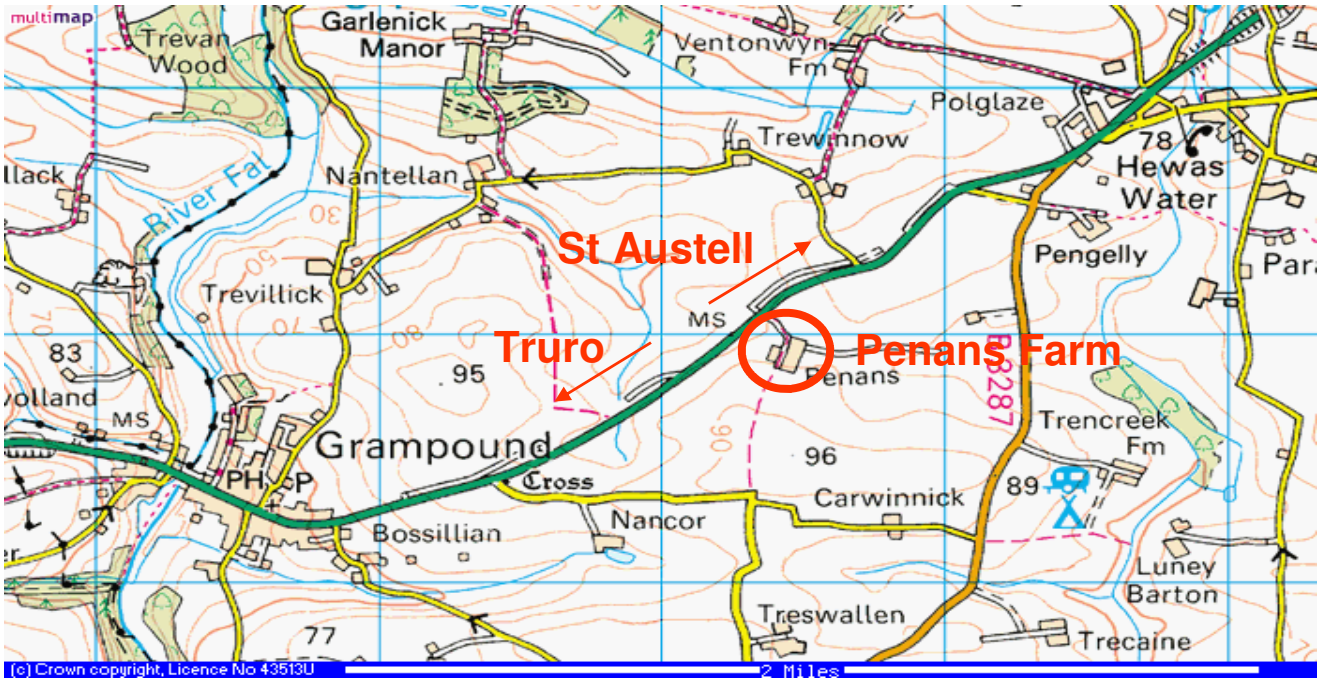
NUTRIENT CARD COOKERY COMPETITION

Please list your courses, and then tick the nutrient boxes that you feel apply to that course

| Brief Description of Course | Protein | Fat | Vitamins & Minerals | Carbohydrate/ Energy |
|-----------------------------|---------|-----|---------------------|----------------------|
| | | | | |
| | | | | |
| | | | | |
| | | | | |
| | | | | |



LOCATION MAPS



kindly sponsored by

